

## TOPLED® RG

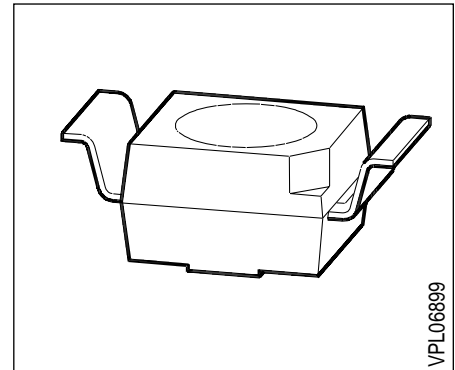
LS T770, LO T770, LY T770  
LG T770, LP T770

### Besondere Merkmale

- Gehäusefarbe: weiß
- als optischer Indikator einsetzbar
- zur Hinterleuchtung, Lichtleiter- und Linseneinkopplung
- für alle SMT-Bestück- und Löttechniken geeignet
- gegurtet (12-mm-Filmgurt)
- Störimpulsfest nach DIN 40839

### Features

- color of package: white
- for use as optical indicator
- for backlighting, optical coupling into light pipes and lenses
- suitable for all SMT assembly and soldering methods
- available taped on reel (12 mm tape)
- load dump resistant acc. to DIN 40839



Typ	Emissions- farbe	Farbe der Lichtaustritts- fläche	Lichtstärke	Lichtstrom	Bestellnummer
Type	Color of Emission	Color of the Light Emitting Area	Luminous Intensity $I_F = 10 \text{ mA}$ $I_V \text{ (mcd)}$	Luminous Flux $I_F = 10 \text{ mA}$ $\Phi_V \text{ (mlm)}$	Ordering Code
LS T770-HK LS T770-J LS T770-K LS T770-JL	super-red	colorless clear	2.5 ... 12.5 4.0 ... 8.0 6.3 ... 12.5 4.0 ... 20.0	- 18 (typ.) 30 (typ.) -	Q62703-Q2726 Q62703-Q2727 Q62703-Q2728 Q62703-Q2729
LO T770-HK LO T770-J LO T770-K LO T770-JL	orange	colorless clear	2.5 ... 12.5 4.0 ... 8.0 6.3 ... 12.5 4.0 ... 20.0	- 18 (typ.) 30 (typ.) -	Q62703-Q2730 Q62703-Q2731 Q62703-Q2732 Q62703-Q2733
LY T770-HL LY T770-J LY T770-K LY T770-L LY T770-JM	yellow	colorless clear	2.5 ... 20.0 4.0 ... 8.0 6.3 ... 12.5 10.0 ... 20.0 4.0 ... 32.0	- 18 (typ.) 30 (typ.) 45 (typ.) -	Q62703-Q2734 Q62703-Q2736 Q62703-Q3241 Q62703-Q3906 Q62703-Q2737
LG T770-HL LG T770-J LG T770-K LG T770-L LG T770-JM	green	colorless clear	2.5 ... 20.0 4.0 ... 8.0 6.3 ... 12.5 10.0 ... 20.0 4.0 ... 32.0	- 18 (typ.) 30 (typ.) 45 (typ.) -	Q62703-Q2738 Q62703-Q2739 Q62703-Q2740 Q62703-Q3100 Q62703-Q2741
LP T770-FJ LP T770-G LP T770-H LP T770-GK	pure green	colorless clear	1.0 ... 8.0 1.6 ... 3.2 2.5 ... 5.0 1.6 ... 12.5	- 8 (typ.) 12 (typ.) -	Q62703-Q2742 Q62703-Q2743 Q62703-Q2744 Q62703-Q2745

Streuung der Lichtstärke in einer Verpackungseinheit  $I_{V \max} / I_{V \min} \leq 2.0$ .

Luminous intensity ratio in one packaging unit  $I_{V \max} / I_{V \min} \leq 2.0$ .

### Grenzwerte Maximum Ratings

Bezeichnung Parameter	Symbol Symbol	Werte Values	Einheit Unit
Betriebstemperatur Operating temperature range	$T_{op}$	- 55 ... + 100	°C
Lagertemperatur Storage temperature range	$T_{stg}$	- 55 ... + 100	°C
Sperrschichttemperatur Junction temperature	$T_j$	+ 100	°C
Durchlaßstrom Forward current	$I_F$	30	mA
Stoßstrom Surge current $t \leq 10 \mu s, D = 0.005$	$I_{FM}$	0.5	A
Sperrspannung Reverse voltage	$V_R$	5	V
Verlustleistung Power dissipation	$P_{tot}$	100	mW
Wärmewiderstand Thermal resistance Sperrschicht / Umgebung Junction / air Montage auf PC-board*) (Padgröße je $\geq 16 \text{ mm}^2$ ) mounted on PC board*) (pad size $\geq 16 \text{ mm}^2$ each)	$R_{th JA}$	400	K/W

\*) PC-board: FR4

**Kennwerte** ( $T_A = 25\text{ °C}$ )

**Characteristics**

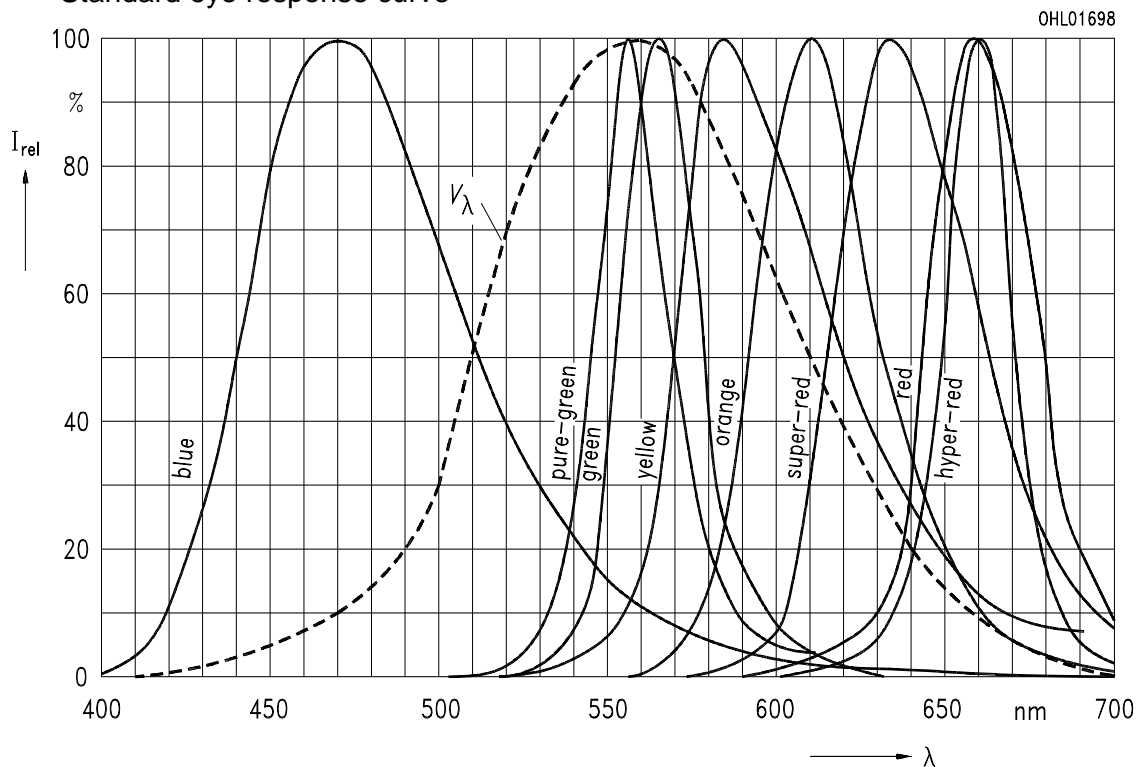
Bezeichnung Parameter	Symbol Symbol	Werte Values					Einheit Unit
		LS	LO	LY	LG	LP	
Wellenlänge des emittierten Lichtes (typ.) Wavelength at peak emission (typ.) $I_F = 10\text{ mA}$	$\lambda_{\text{peak}}$	635	610	586	565	557	nm
Dominantwellenlänge (typ.) Dominant wavelength (typ.) $I_F = 10\text{ mA}$	$\lambda_{\text{dom}}$	628	605	590	570	560	nm
Spektrale Bandbreite bei 50 % $I_{\text{rel max}}$ (typ.) Spectral bandwidth at 50 % $I_{\text{rel max}}$ (typ.) $I_F = 10\text{ mA}$	$\Delta\lambda$	45	40	45	25	22	nm
Abstrahlwinkel bei 50 % $I_v$ (Vollwinkel) Viewing angle at 50 % $I_v$	$2\phi$	120	120	120	120	120	Grad deg.
Durchlaßspannung (typ.) Forward voltage (max.) $I_F = 10\text{ mA}$	$V_F$ $V_F$	2.0 2.6	2.0 2.6	2.0 2.6	2.0 2.6	2.0 2.6	V V
Sperrstrom (typ.) Reverse current (max.) $V_R = 5\text{ V}$	$I_R$ $I_R$	0.01 10	0.01 10	0.01 10	0.01 10	0.01 10	$\mu\text{A}$ $\mu\text{A}$
Kapazität (typ.) Capacitance $V_R = 0\text{ V}, f = 1\text{ MHz}$	$C_0$	12	8	10	15	15	pF
Schaltzeiten: Switching times: $I_v$ from 10 % to 90 % (typ.) $I_v$ from 90 % to 10 % (typ.) $I_F = 100\text{ mA}, t_p = 10\text{ }\mu\text{s}, R_L = 50\text{ }\Omega$	$t_r$ $t_f$	300 150	300 150	300 150	450 200	450 200	ns ns

Relative spektrale Emission  $I_{rel} = f(\lambda)$ ,  $T_A = 25\text{ °C}$ ,  $I_F = 10\text{ mA}$

**Relative spectral emission**

$V(\lambda)$  = spektrale Augenempfindlichkeit

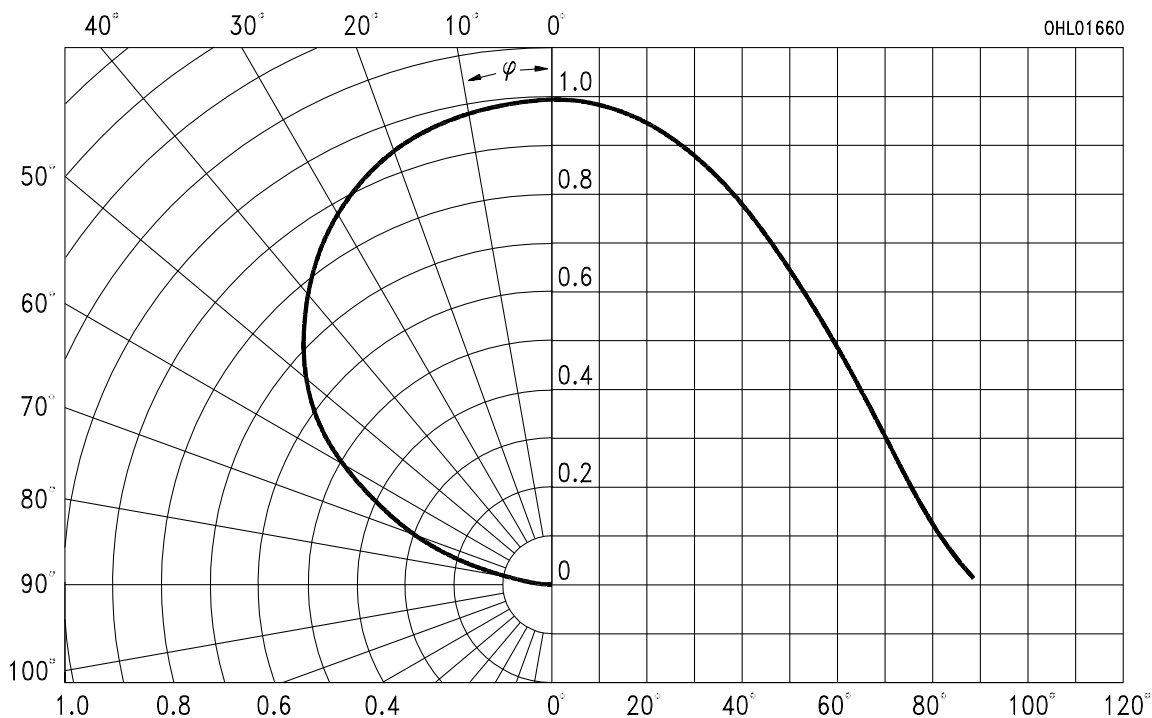
Standard eye response curve



OHL01698

Abstrahlcharakteristik  $I_{rel} = f(\varphi)$

**Radiation characteristic**

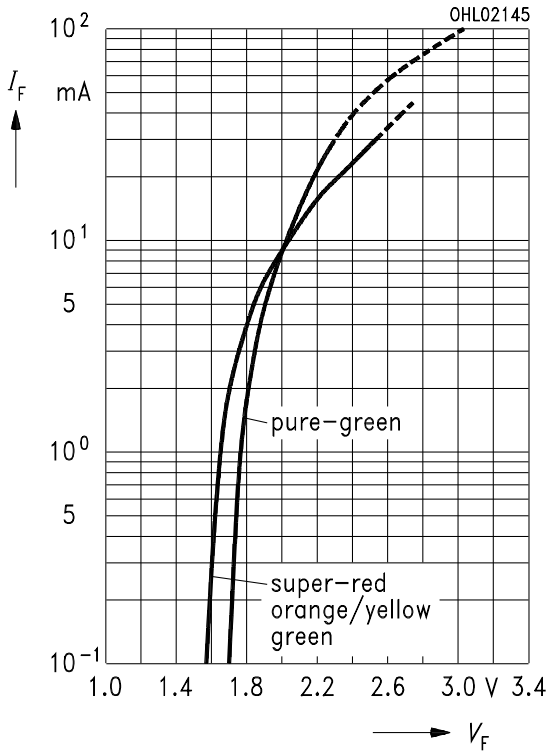


OHL01660

### Durchlaßstrom $I_F = f(V_F)$

#### Forward current

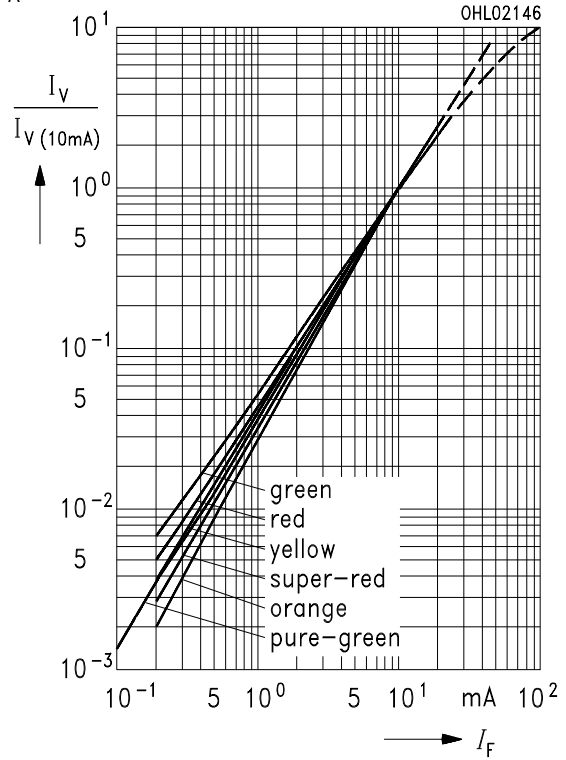
$T_A = 25^\circ\text{C}$



### Relative Lichtstärke $I_V/I_{V(10\text{mA})} = f(I_F)$

#### Relative luminous intensity

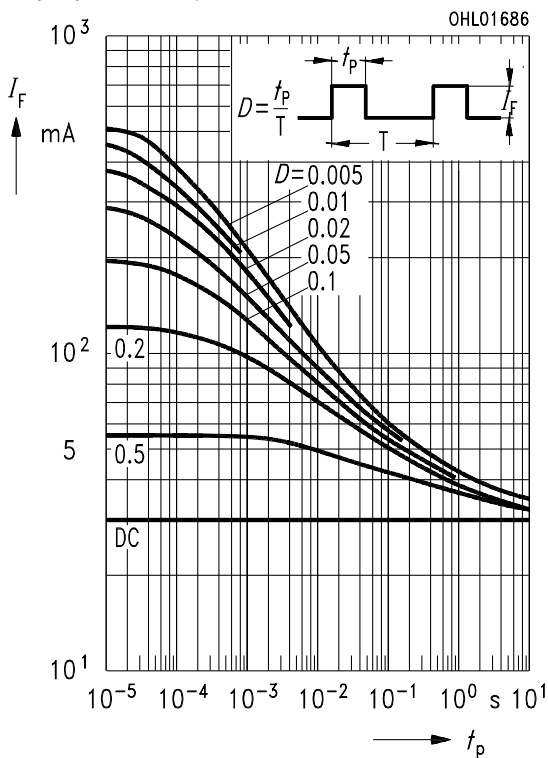
$T_A = 25^\circ\text{C}$



### Zulässige Impulsbelastbarkeit $I_F = f(t_p)$

#### Permissible pulse handling capability

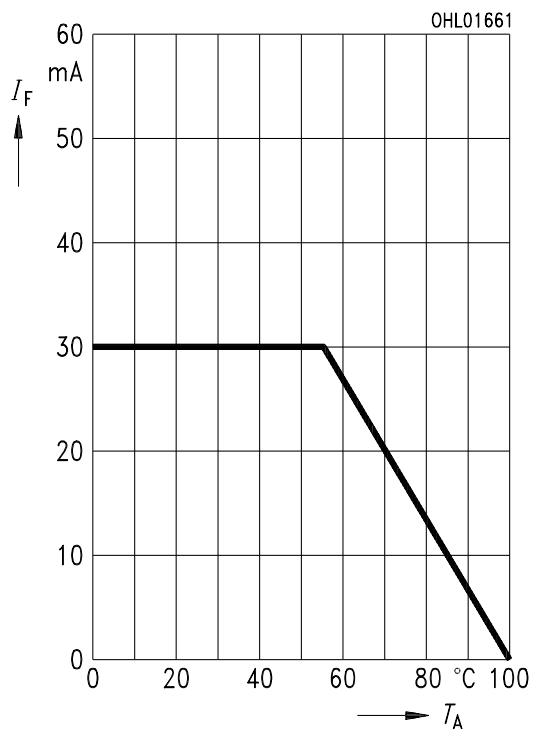
Duty cycle  $D =$  parameter,  $T_A = 25^\circ\text{C}$



### Maximal zulässiger Durchlaßstrom

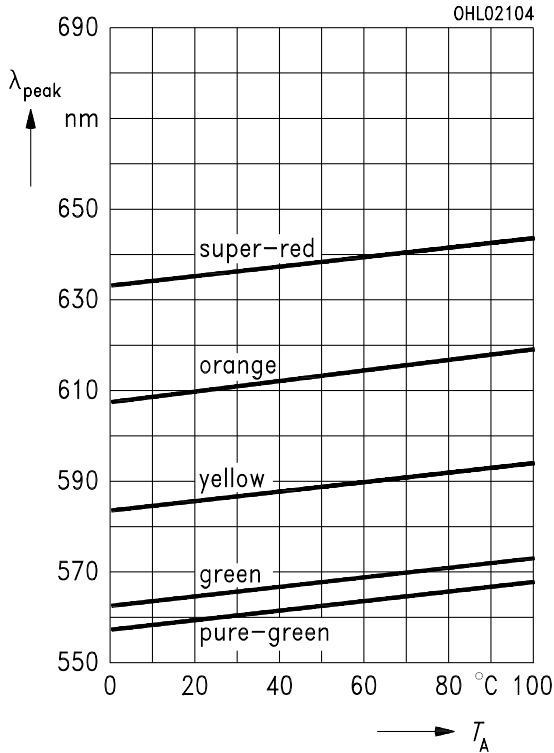
#### Max. permissible forward current

$I_F = f(T_A)$



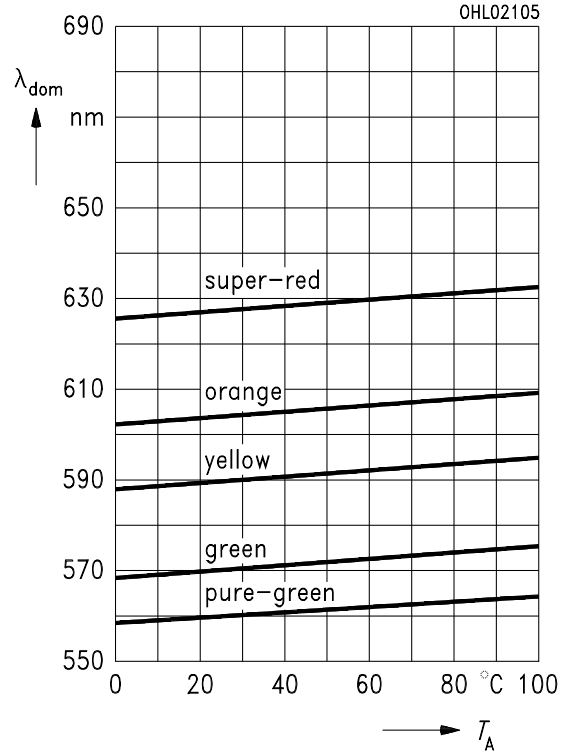
**Wellenlänge der Strahlung  $\lambda_{\text{peak}} = f(T_A)$**   
**Wavelength at peak emission**

$I_F = 10 \text{ mA}$



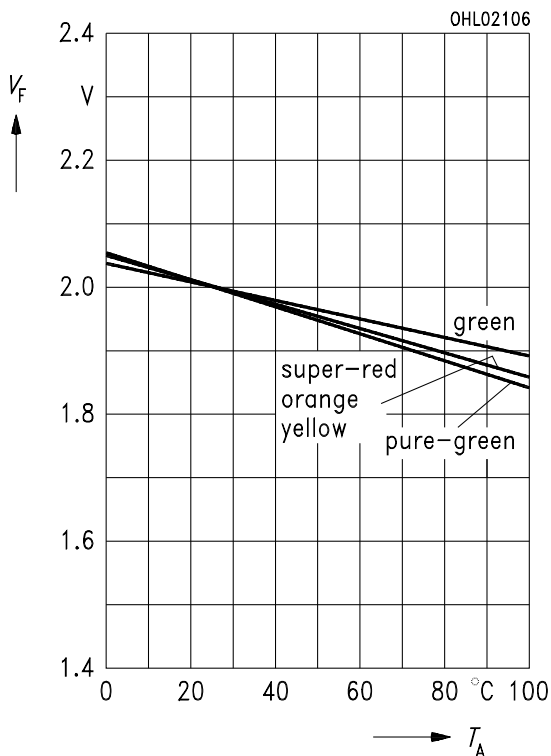
**Dominantwellenlänge  $\lambda_{\text{dom}} = f(T_A)$**   
**Dominant wavelength**

$I_F = 10 \text{ mA}$



**Durchlaßspannung  $V_F = f(T_A)$**   
**Forward voltage**

$I_F = 10 \text{ mA}$



**Relative Lichtstärke  $I_V / I_{V(25^\circ\text{C})} = f(T_A)$**   
**Relative luminous intensity**

$I_F = 10 \text{ mA}$

